

3.10 Check System Meter Count

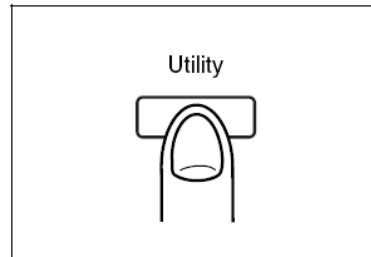
Check the system's meter counts. Counting began the first time the system was employed. The date the system was first started is displayed in the "Counter List" under **Start Date**.

Viewing the Meter Counts

View the current meter counts.

- Press the [Utility] key on the control panel.

The counter list is displayed.



Total counter

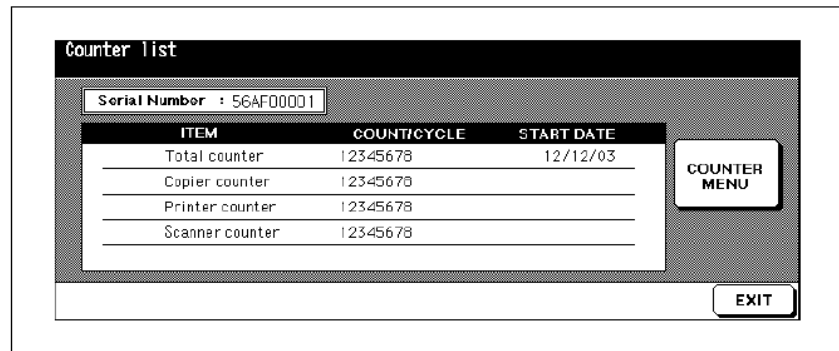
Shows the total number of copies and printouts.

Copier counter

Shows the total number of copies.

Printer counter

Shows the total number of printouts.



- **Hide counter list**

Press the [Exit] key to return to the basic options.

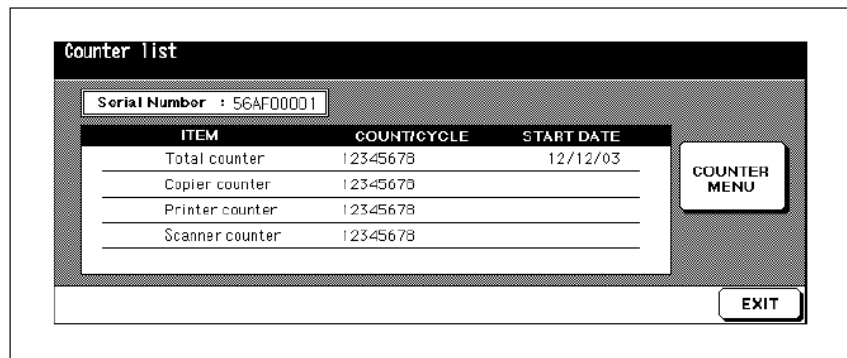
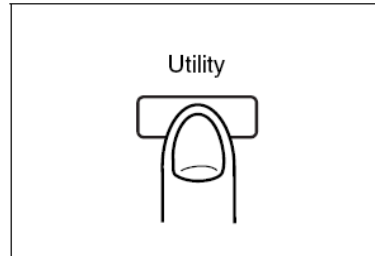
The counter list closes. The basic options are displayed again.

Printing the Counter List

Print the counter list.

- 1 Press the [Utility] key on the control panel.

The counter list is displayed.



- 2 Press the [Counter Menu] key.
The basic options are displayed.
- 3 Select the paper tray containing the paper that you want the counter list printed onto.
- 4 Press the [Start] key on the control panel to start the printout of the counter list.
The counter list is printed.

